



HYCOM DATASHEET

MOBILE HYDRAULIC TEST STAND FOR AIRCRAFT MAINTENANCE
MODEL HT electric driven

IDEAL FOR

- MAINTENANCE AND OVERHAUL CHECKS OF AMM / ATA CHAPTER 29
- FILLING AND DRAINING OF AIRCRAFT RESERVOIR
- FLUSHING OF AIRCRAFT HYDRAULIC SYSTEM TO CLASS 6 NAS1638 OR BETTER

MODEL

HTM - ● - E/1 - ■
HTC - ● - E/1 - ■

FLOW RANGE

● = 15 : 0-15 USGPM

OUTPUT

■ = S : SINGLE SYSTEM
■ = S2 : DUAL SYSTEM

FEATURES

- Single system (S): one pressure and one return line or
- Dual system (S2): single system with two pressure and two return lines with shutoff valves

- Axial piston pump variable stroke with proportional control of flow and pressure
- Boost pump for closed loop circuit
- Stainless steel reservoir of 130 liter with drain valve and filling cap
- Fluid contamination level NAS 1638 class 6 or better

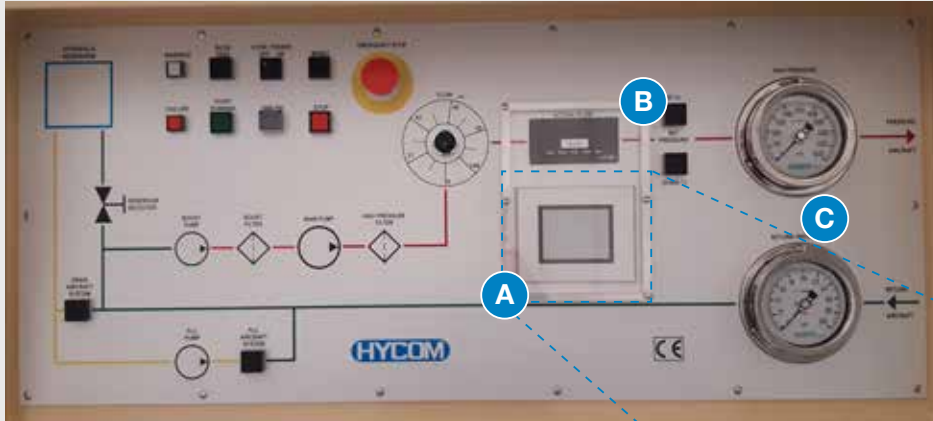
- Oil-air cooler with low noise level suitable for tropical conditions
- Open and closed loop configuration suitable for filling and draining of A/C reservoir
- Temperature and boost pressure shut down switches
- Oil sample and calibration points
- De-aeration / flushing valve

- Operator panel with graphic layout, digital display with maintenance and failure indication given in clear text
- Controlled by a PLC system with safety devices and switches
- Flow setting by potentiometer. Display will indicate the value of actual flow
- Pressure setting by push buttons + and –
- 3000 psi pre-selection push button

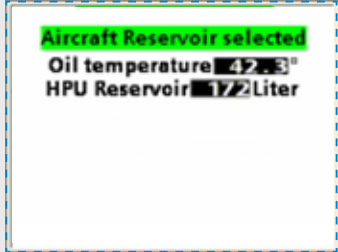
- Hydraulic and electric components completely isolated from each other
- Weather proof cover for operator panel
- Canopy out of steel, spray painted
- Doors for easy maintenance
- Heavy duty frame with drip tray

- Lifting points, tie down and fork lift pick-up points
- Maximum towing speed 16 km/h
- Parking brake on front wheels by tow bar in upright position

OPERATOR PANEL



- A Digital display with failure and maintenance notifications
- B Digital readout of actual flow
- C High and return pressure gauges



TECHNICAL DATA

GENERAL

Main power supply cable	12 meter
Hydraulic hoses – single system	9 meter
Hydraulic hoses – dual system	12 meter
Noise level	less than 75 dbA at 1 meter distance

HYDRAULIC

Fluid HTM	Mineral based e.g. MIL-H-5606, MIL-H-83282 or MIL-H-87257
Fluid HTC	Phosphate ester based e.g. Skydrol or Hyjet

300-3000 psi at 15 USGPM, 4000 psi at reduced flow

High (3 micron), low pressure (10 micron) and fill (3 micron) filters with electric clogging indicators

MEASUREMENT

High pressure gauge	0-5000 psi Accuracy 1% of full scale
---------------------	---

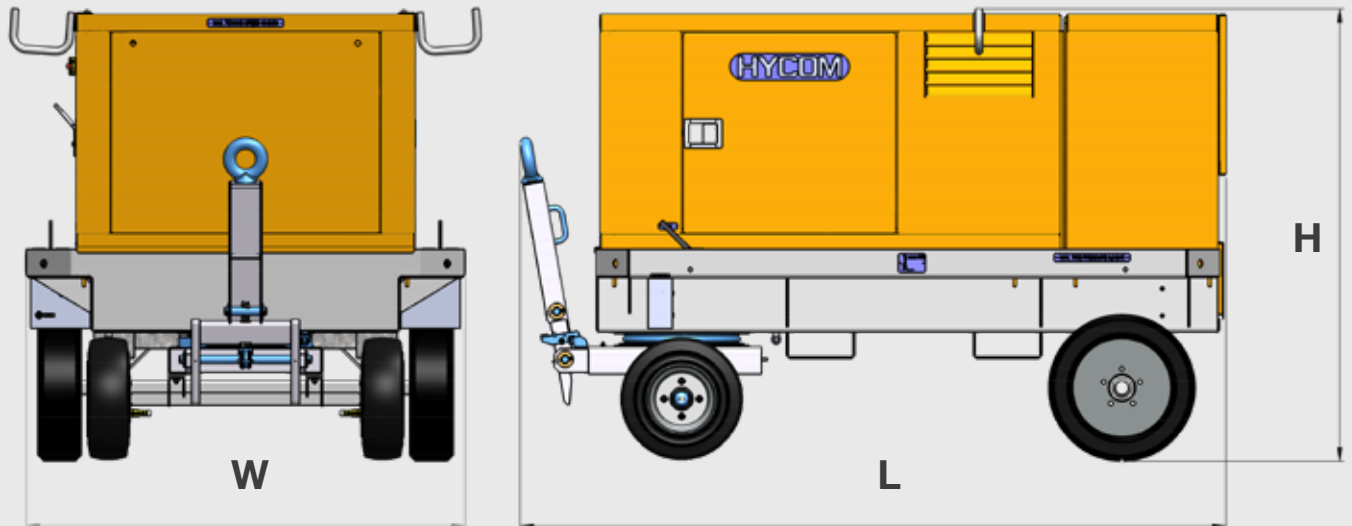
Return pressure gauge	0-200 psi Accuracy 1% of full scale
-----------------------	--

Digital readout of actual flow
Accuracy of < 2% of measured value

POWER

Supply	3 Ph. 400 V – 50 Hz, other on request
Current	41,5 A – 50 Hz
Electric motor	22 kW – 50 Hz

DIMENSIONS & WEIGHT



LENGTH	2600 mm
WIDTH	1740 mm
HEIGHT	1650 mm
WEIGHT	approx. 1600 kg

POSSIBLE OPTIONS

- Z =** Quick disconnect couplings to connect hoses to the aircraft
- H =** High accuracy flowmeter, 0,3% of actual value

Other options and accessories are available upon request.

IMAGES





HYCOM B.V.

P.O. BOX 1079 | 7301 BH APELDOORN
ANTILLEN 43 | 7333 PE APELDOORN

T +31 88 0597 200

E INFO@HYCOM.NL | W WWW.HYCOM.NL